


FACE MASK EMOJI WIRE STRING ART




Materials


- Artistic Wire - 26 gauge, Lemon or Non Tarnish Brass
- Artistic Wire - 26 gauge, Black
- Artistic Wire - 26 gauge, Tinned Copper or Non Tarnish Silver
- Flush Cutter
- Circle Wood Plaque
- Acrylic paint
- 3/4" nails
- Hammer
- Emoji face image
- Optional: Acrylic Paint Pens
- Optional: Swarovski Crystal Rhinestones
- Optional: GS-Hypo Cement Glue



1 Paint wood surface with color of your choosing. Center image and begin hammering nails on dots. Remove paper when finished.



2 Wrap the end of the gold color wire around a nail several times to secure it. Continuing wrapping wire around nails in random pattern to fill the image. Wrap end of wire around nail or trim excess with a flush cutter.



3 Outline section with wire to form a border by weaving wire in between outline of nails. Continue filling mask shape and outline. Outline eyes.

Optional : Glue rhinestones to nail heads for an extra sparkle or use paint pens of matching color and paint-the nail heads.

